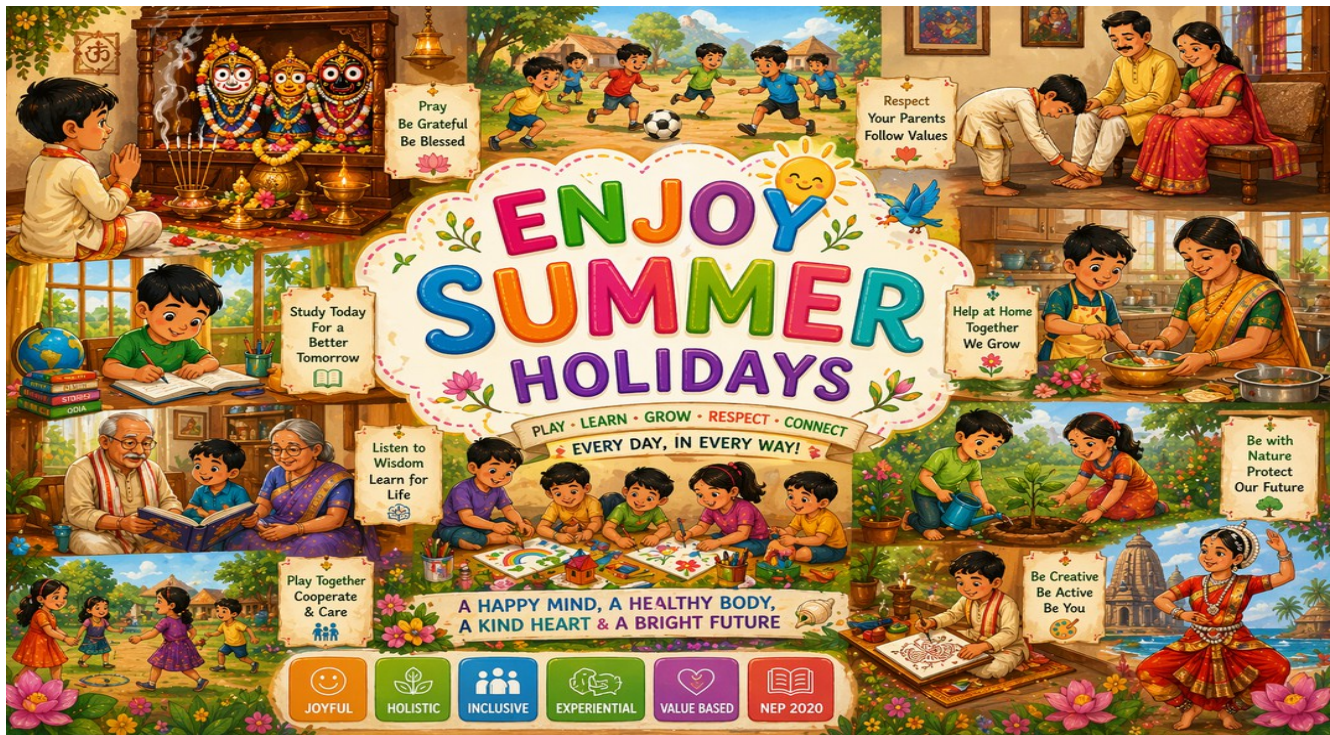


# LITTLE ANGELS PUBLIC SCHOOL, BARPALI

## Summer Holiday Homework

Academic Year: 2026 – 2027

Class: VI



**“Let this summer be a journey of joyful learning through play, creativity, and real-life experiences. Connect with family, culture, and nature, and grow every day with confidence and curiosity”**

## **INSTRUCTIONS TO PARENTS**

- Weekly Holiday Homework will be uploaded every Sunday on the school website. (Website link will be shared in class Whatsapp Group)
- Students must complete their homework independently and on time.
- Must maintain a separate one line thin notebook for each subject.
- Use A4 size paper for project work.
- Must use their own ideas and be creative in their work.
- Engage in activities such as reading books, project work, observation tasks, learning a new skill such as cooking, gardening or anything that they love to do.
- Digital tools if necessary for doing task, under the guidance of parents.
- For all activities such as suggestions / family activities / charity/ outdoor activities students may make audio or video clips as per instructions given, share it with their mentor. (WhatsApp Group)

Parents are requested to support and encourage their child to follow the daily schedule for effective learning and overall development.

## **INSTRUCTION TO STUDENTS**

Focus: Experiential learning + responsibility + skills

- Maintain a disciplined daily schedule (early rising, hygiene, prayer).
- Allocate time for self-study and revision.
- Read books beyond textbooks (story, general knowledge).
- Participate in physical activities / sports / yoga / morning walk.
- Help in household responsibilities.
- Explore hobbies (art, music, coding basics, craft, etc.).
- Practice critical thinking through observation and questioning.
- Spend time with family and learn cultural values.
- Avoid excessive screen time; use technology for learning.

**Class- VI (Holiday Homework)**  
**1st Week**

**Day – 1**

**Subject- English**

1. Read part - I of Chapter - 1 (A Bottle of Dew) and write 10 difficult words with their meanings.
2. Make sentences using the following words.  
Famous, magic, landlord, requested, chant
3. Write the homophones of the following words and make sentences using it.  
Dew, tale, son, meet, know

**Subject- Odia**

1. ନିମ୍ନଲିଖିତ ଶବ୍ଦଗୁଡ଼ିକର ଅର୍ଥ ଲେଖ ।  
ବନ୍ଧେ, ଆନ, ଲୋଡ଼ା, ଡୋଲେ, ଚକିତ ।
2. ନିମ୍ନଲିଖିତ ଶବ୍ଦଗୁଡ଼ିକୁ ବ୍ୟବହାର କରି ବାକ୍ୟ ଗଠନ କର ।  
ଗୁରୁଜନ, ଗୃହକାର୍ଯ୍ୟ, ଆକ୍ରମଣ, ଅହିଂସା, ପବିତ୍ର ।

**Subject- Maths**

1. What is the difference of place values and face value of 5 in the number 534624.
2. Write multiplication table from 2 to 6.
3. Write four triangular number.
4. Find the next three terms in the in the sequence 1, 2, 4, 8.
5. Add 1<sup>st</sup> 5 odd number.

**Subject- Science**

**Define 2 times and give one example of your own.**

- |               |                  |               |               |
|---------------|------------------|---------------|---------------|
| a) Science    | b) Observation   | c) Hypothesis | d) Experiment |
| e) Conclusion | f) Communication |               |               |

## Day – 2

### Subject- English

1. Learn and write the verb forms of the following verbs.

V1	V2	V3
be	was, were	been
keep	kept	kept
beat	beat	beaten
know	knew	known
become	became	become
lay	laid	laid
begin	began	begun
lead	led	led
come	came	come
leave	left	left
cost	cost	cost
make	made	made
lend	lent	lent
cut	cut	cut
lie	lay	lain
dig	dug	dug
do	did	done
draw	drew	drawn
ride	rode	ridden
drive	drove	driven

2. Write a Paragraph on “ Myself “.

### Subject- Odia

1. ଖରାଦିନେ ଆମ୍ଭ ଡୋଟାଟାରେ ସାଙ୍ଗମାନଙ୍କ ମେଳରେ ଆମ୍ଭ ଡୋଲି କରି ଖାଇବାର ଅନୁଭୂତି ବର୍ଣ୍ଣନା କରି ଗୋଟିଏ ଅନୁକ୍ଳେଦ ଲେଖ ।
2. କ, ଙ, ଞ ଓ ଢ ଯୁକ୍ତାକ୍ଷରକୁ ବ୍ୟବହାର କରି ପ୍ରତ୍ୟେକରୁ ପାଞ୍ଚଗୋଟି ଲେଖାଏଁ ଶବ୍ଦ ଲେଖ ।

### Subject- Maths

1. Write multiplication table from 7 to 12
2. Add 1<sup>st</sup> five even number.
3. Write five 2 digits number which is divisible by (2)
4. Draw a regular polygon of 3 and 4 sides.
5. Draw a pentagon.

## **Subject- Science**

1. Draw a diagram of the life cycle of a butterfly and describe its stages.
2. Draw the diagram of seed germination and explain the growth of seed to tree week wise.  
(Example: Methi / Fenugreek)

## **Day – 3**

## **Subject- English**

**Writing :** Write an application to the principal requesting for one day leave due to attend uncle's ring ceremony.

**Translation :** Translate into English.

1. ସେ ପାଠ ପଢ଼େ ।
2. ମୁଁ ପ୍ରତିଦିନ ଚାଲେ ।
3. ତୁମେ ନାଚ କରେ ।
4. ସେ ମୋ ସାଥରେ ଖେଳେ ।
5. ମୁଁ ଏହି କାମ କରେ ।

## **Subject- Odia**

“ଭାବି ଭାବି “ ପରି ଆଉ ପାଞ୍ଚଗୋଟି ଯୁଗ୍ମ ଶବ୍ଦ ଲେଖ ।

ସୂର୍ଯ୍ୟ, ପୃଥିବୀ, ପବନ ଓ ପତ୍ତ ଶବ୍ଦଗୁଡ଼ିକର ଦୁଇଟି ଲେଖାଏଁ ପ୍ରତିଶବ୍ଦ ଲେଖ ।

## **Subject- Maths**

1. Write the multiplication table from 13 to 17.
2. Draw a line segment of 4.5 cm
3. Draw a Koch snowflake for 2 steps and count the line segment.
4. The sum of two number is 170. If one is 47 find the other.
5. Create a sequence where each term is 5 more than the previous one.

## **Subject- Science**

### **Activity Project based**

To identify different constellations in the sky and write about 5 lines of the constellation.

Example: Orion

## Day – 4


### Subject- English

1. Read part - II of Chapter - 1 (A Bottle of Dew) and write 10 difficult words with their meanings.
2. Make sentences using the following  
Carefully, gather, precious, empty, finally
3. Write the opposite words. ( See Page - 17)  
Perched, forgot, foolish, pride, laughed, ignore, glow

### Subject- Hindi

१. हिन्दी वर्णमाला के स्वर वर्ण और व्यंजन वर्णों का एक चार्ट बनाकर उनकी संख्या लिखिए -
२. हिन्दी वर्णमाला के सभी स्वर वर्णों की मात्राओं का प्रयोग करते हुए दो- दो शब्द बनाइए-

### Subject- Maths

1. Write multiplication table from 18 to 21.
2.  What is the fraction for the shaded portion.
3.  $\frac{1}{3}$  of 1200 = \_\_\_\_\_.
4. 5 month and year = \_\_\_\_\_ days
5. Represent 5 odd numbers using dot.

### Subject- SST

Draw the diagram of the globe showing both parallels of latitudes and meridians of longitudes with definition.  
(Follow book Ch. – 1)

## Day – 5

### Subject- English

1. Grammar : Identify the nouns in the following sentences and state their types (Common, Proper, Abstract, Collective, or Material):
  - i) The crowd cheered loudly during the match.
  - ii) Mahatma Gandhi was a great leader.
  - iii) She has a lot of wisdom for her age.
  - iv) Gold is a precious metal.
  - v) The jury has given its final verdict.

2. Rearrange the jumbled words.
  - i) I / to / the / forgot / letter / post.
  - ii) at / the / aim / the / deer / took / hunter.
  - iii) the / behind / were / the / bush / thieves / hiding
  - iv) spoken here / there are / languages / many
3. Write a Paragraph on “ My Hobby”.

### **Subject- Hindi**

१. पाठ-१ ‘ मातृभूमि ‘ के सभी कठिन शब्दों को तीन- तीन बार लिखिए-

२. पाठ-१ ‘मातृभूमि ‘ कविता याद कीजिए एवं पाठ से देखकर रंगीन चित्र बनाकर पूरी कविता सुंदर अक्षरों में लिखिए -

### **Subject- Maths**

1. Write multiplication table from 20 to 25.
2. Write all the factor of 36.
3. Write 5 multiples of 23.
4.  $200 \div 40 (10 \times 20) - 200 = \underline{\hspace{2cm}}$
5. Write 5 four digit number which are divisible by 5.

### **Subject- SST**

Define the following keywords:

a) Axis

b) Equator

c) Latitude

d) Longitude

e) Scale

### **Day – 6**

### **Subject- English**

**1. Writing :** Write an application to the principal requesting for half day leave.

**2. Translation :** Translate into English.

i) ସେ ପ୍ରତିଦିନ ଭଗବାନଙ୍କୁ ପୂଜା କରେ ।

ii) ତୁମେ ଖୁସି ଲାଗୁଛ ।

iii) ମୁଁ ଗୀତ ଶୁଣେ ।

iv) ସେ ନିୟମିତ ଅଭ୍ୟାସ କରେ ।

v) ଆମେ ଦିନରେ ଦୁଇଥର ଖାଉ ।

**3. Tense Chart : - Follow the below examples and write sentences of all tenses using the verb ‘come’.**

i) Simple Present: I eat breakfast every day.

ii) Present Continuous: I am eating breakfast right now.

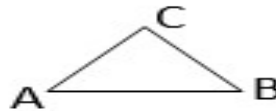
- iii) Present Perfect: I have eaten already.
- iv) Present Perfect Continuous: I have been eating for 30 minutes.
- v) Simple Past: I ate an apple yesterday.
- vi) Past Continuous: I was eating when you called.
- vii) Past Perfect: I had eaten before the meeting.
- viii) Past Perfect Continuous: I had been eating for 20 minutes before you arrived.
- ix) Simple Future: I will eat later.
- x) Future Continuous: I will be eating at 8 PM.
- xi) Future Perfect: I will have eaten by the time you arrive.
- xii) Future Perfect Continuous: I will have been eating for an hour by then.

### **Subject- Hindi**

१. पाठ-१ ' मातृभूमि 'के कवि सोहनलाल द्विवेदी जी का जीवन परिचय लिखिए -
२. कवि सोहनलाल द्विवेदी जी की चर्चित कविता - ' कोशिश करने वालों की कभी हार नहीं होती ' याद कीजिए तथा इस कविता से आपने क्या सीखा ? अपने विचार ५०-६० शब्दों में लिखिए

### **Subject- Maths**

1. Find the LCM of 16 and 20.
2. Convert the following fraction in to mixed
  - a)  $\frac{20}{6}$
  - b)  $\frac{45}{8}$
3. Cost of 5 mangoes are 125. Find the cost of 8 mangoes.
4. Write the divisibility test of 2 and 3.



5. Write the name of vertex in the given figure.

### **Subject- SST**

On the outline map of India, identify the following states:

- a) Odisha
- b) Gujarat
- c) Kerala
- d) Himachal Pradesh
- e) Goa
- f) Assam

### **Subject - G.K**

1. Write a list of districts of Odisha.
2. Collect and write 5 current affairs of this week.

### **Subject – Computer**

**Project 1:** Parts of Computer

**Activity:** Draw a computer and label its parts in your computer copy.

**Steps:** Draw Monitor, CPU, Keyboard, Mouse, Printer.

### **Summer Special Activity**

Plant a seed, nurture, and monitor it's development at the end of each week and bring it in the month of July during Van Mahotsav Week.